

Experts in
nutrition and
weight
management



1H18 Results

23 of July; 2018



This document has been prepared by NATURHOUSE HEALTH S.A. (“NATURHOUSE” or the “Company”) for its exclusive use during the presentations announcing the Company’s results of 1H18. NATURHOUSE does not authorise its dissemination, publication or use by any other person, whether physical or legal, to an end other than that which has been expressed above, unless they have prior express consent in writing from NATURHOUSE, and neither does it, consequently, accept any responsibility for the content of the document if it is used to an end other than that expressed above without the authorisation of the Company.

Readers are warned that the information in this document has not been audited by the Company’s auditors and it has been summarised. The information and the opinions and statements contained in this document have not been verified by independent third parties and, unless another source is expressly mentioned, they have been drawn up by the Company.

This document contains forecasts and estimates relating to the business progress or results of the Company in the future. These forecasts respond to the current opinion and expectations of NATURHOUSE HEALTH, S.A. These forecasts, that are uncertain by nature, are affected by risks, including those mentioned in the prospectus for the IPO and the offering and listing of NATURHOUSE shares, approved by the CNMV (Spanish stock exchange commission) and recorded in its official register on 9 April 2015, and it is available to investors on the issuer’s website (www.naturhouse.com) and that of the CNMV (www.cnmv.es). These risks may cause real results to be significantly different to said forecasts or estimates.

The contents of this document must be taken into account by all individuals or entities that may have to make decisions or draw up or disseminate opinions regarding shares issued by NATURHOUSE HEALTH SA, and in particular by the analysts that make use of this document.

This document is not an offer of sale or subscription and neither is it an invitation to subscribe to or acquire NATURHOUSE shares or any other securities in Spain or in any other jurisdiction.

- Main Figures**
- Consolidated Profit & Loss Account**
- Sales and EBITDA by Country**
- Naturhouse Centres**
- Net Cash & Dividends**
- Consolidated Balance Sheet**
- Strategy & Outlook**
- Price Sensitive Information Notes for the Period**

The Board of Directors has agreed to pay an interim dividend for 2018 of €0.17/share, which will be paid on 14 September. This provides a yield of 4.75% based on the closing price on 30 June 2018.*

Naturhouse maintains its solid financial position, with a net cash position of €15.7m at the end of June (+201% vs end 2017), after having paid €7.2m in dividends in May and pending a €4m repayment from the Spanish Tax Authority.

The EBITDA margin stands at 31.3%, which is within the range forecast for the year and double the industry average in the US⁽²⁾.

At the end of the first half of the year, Naturhouse was operating in 34 countries with 2,369 stores.

We are expecting a gradual improvement in our business in the second half of the year, following a first half that was affected by the late arrival of the good weather (until almost mid-June) and our management transition in France, which ended in the appointment of a new managing director.

	1H17	1H18	var %
Sales	54.288	50.451	-7,1%
EBITDA	19.108	15.772	-17,5%
<i>EBITDA Margin</i>	35,2%	31,3%	
Net Income	13.441	10.935	-18,6%
Centres	2.360	2.369	9
Countries	33	34	1
Net Cash Position	5.191	15.667	201,8%

In Thousand of euros

(1) Countries: Austria joined Naturhouse in 2Q18 through a master franchise agreement.

(2) Net cash position corresponding to the end of 2017.

* Closing price at the end of June: €3.58/share

	1H17	1H18	var %
Total Sales	54.288	50.451	-7,07%
Procurements	-15.688	-14.228	-9,31%
Gross profit	38.600	36.223	-6,16%
<i>Gross profit margin</i>	<i>71,1%</i>	<i>71,8%</i>	
Personnel	-10.100	-10.587	
Other operating expenses	-9.973	-10.253	2,81%
Other Income	581	389	-33,05%
EBITDA	19.108	15.772	-17,46%
<i>EBITDA Margin</i>	<i>35,2%</i>	<i>31,3%</i>	
Amortization & Impairments	-474	-557	17,46%
EBIT	18.633	15.215	-18,35%
<i>EBIT Margin</i>	<i>34,3%</i>	<i>30,2%</i>	
Financial results	-8	80	ns
Share of profit (loss) of associated (Ichem)	312	345	10,66%
EBT	18.938	15.640	-17,41%
Taxes	-5.504	-4.705	14,51%
Minorities	7	0	-100,00%
Net profit	13.441	10.935	-18,65%
<i>Net profit margin</i>	<i>24,8%</i>	<i>21,7%</i>	

In thousands of euros

Note 1: EBITDA definition: *operational result + amortisation of fixed assets + impairment and results due to disposal of fixed assets.*

Sales according to country

	1H17	1H18	%
France	23.091	20.612	-10,7%
Spain	11.242	10.884	-3,2%
Italy	12.115	11.656	-3,8%
Poland	6.464	5.946	-8,0%
Rest countries	1.375	1.353	-1,6%
Total	54.287	50.451	-7,1%
International Segmen	43.045	39.567	-8,1%

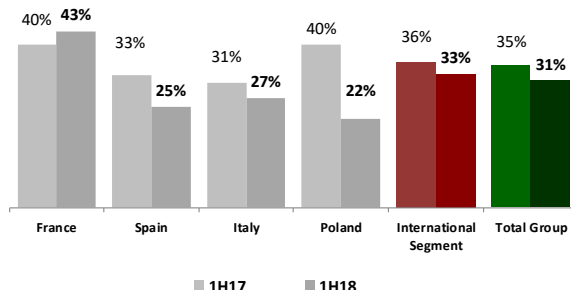
In thousands of euros

EBITDA development according to country

	1H17	1H18	%
France	9.299	8.962	-3,62%
Spain	3.678	2.711	-26,28%
Italy	3.721	3.146	-15,45%
Poland	2.598	1.299	-50,00%
Rest	-188	-347	-84,57%
TOTAL	19.108	15.772	-17,5%
International Segm	15.430	13.060	-15,4%

In Thousands of euros

EBITDA margin development according to country (%)



□ Turnover at the end of 1H18 stood at €50.45m and continued to be affected by the delayed arrival of the summer weather, which meant fewer people visited our stores. Products not necessarily linked to the weight loss process have performed well. They include detox products and especially ready meals, which continue to show double-digit growth.

In terms of countries, contrary to expectations, France was affected by the delayed arrival of the good weather and a change in management, which temporarily brought down sales productivity and which concluded with the appointment of Francois Gaydier as managing director.

We understand that the setback in Spain, meanwhile, is only down to the weather and therefore should be temporary.

In 2Q18, Italy turned around almost all of the negative trend shown in 1Q18, which makes us optimistic about the country's performance over the coming months. Poland, meanwhile, continues to work to return to growth over the coming months, boosted, among other things, by the strong marketing campaigns being carried out there.

As for the other countries, it should be highlighted that the US and UK continue to show a significant increase in sales.

Sales to master franchise countries continue to grow at a double-digit pace.

□ EBITDA has reached €15.8m, on the one hand, due to sales performance and, on the other, through increased spending on advertising, especially in Poland; the compensation paid in light of moving our headquarters from Barcelona to Madrid, which ended on 31 December 2017 (+€0.6m vs 1H17); increased rental expenses due to the higher number of directly-operated stores; and the cost of expanding into new markets.

□ The EBITDA margin stood at 31.3%, which is higher than the industry average in the US and within our forecast range (30%-35%), as we previously said would happen in 1Q18. We remain committed to a strict cost containment policy.

□ Our Net Profit came to €10.94m, due to the aforementioned issues.

(1) New countries: Germany, United Kingdom, USA, Lithuania and Croatia.

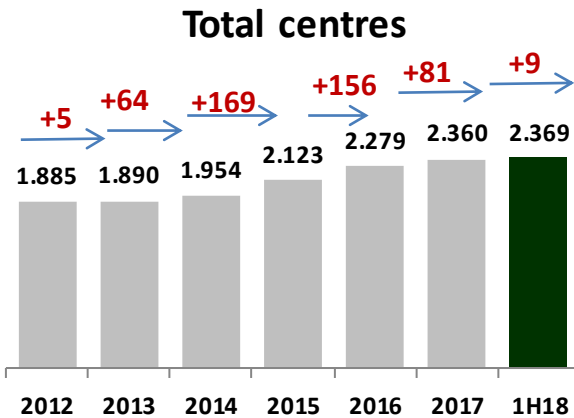
(2) Average for GNC, Weight Watchers, Vitamin Shoppe, Nytrisystem and Herbalife

2,369 centres in 34 countries

9 net openings at the end of 1H18

Italy's favourable performance stands out, with 4 centres, 75% of which are franchises

We expect Poland to start growing in terms of franchises in 4T18



Net openings:

+9

- 10 franchises mainly due to the current situation in Poland.
- +19 directly-operated stores: We are maintaining our goal of transferring most of these stores—especially in Spain and Poland—to franchise status during 2018.

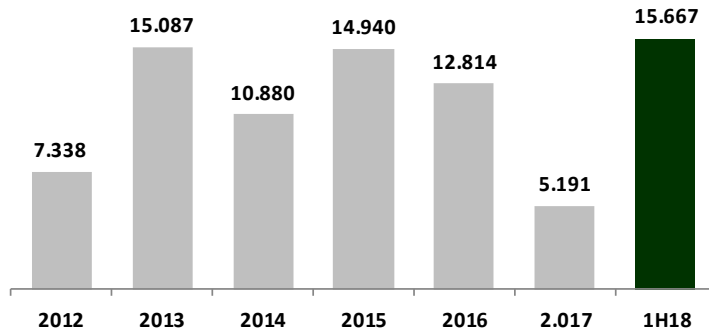
- ✓ **France (-2):** Temporary weakness in centre opening numbers.
- ✓ **Spain: (-5):** We expect a certain degree of stability in centre numbers in Spain, at least until some of the country's regions show solid and sustained recovery (*mainly south and south west of Spain*).
- ✓ **Poland: (-5):** We are starting to identify certain signs of improvement, which may begin to materialise over the coming months.
- ✓ **Other countries:** Excellent performance of stores in Eastern Europe and Ireland.

1,863 centres are franchises, 253 directly-operated stores and 253 are master franchises

	2017			1H18			2018 Net Openings		
	Total	DOS	Franchise	Total	DOS	Franchise	Total	DOS	Franchise
France	643	37	606	641	38	603	-2	1	-3
Spain	589	89	500	583	88	495	-6	-1	-5
Italy	475	56	419	475	57	422	0	1	3
Poland	348	29	319	343	48	295	-5	19	-24
Rest of Countries	71	23	48	70	22	48	-1	-1	0
Masterfranchise Countries	234	0	234	253	0	253	19	0	19
Total	2,360	234	2,126	2,369	253	2,116	9	19	-10

Naturhouse maintains a solid financial position and an attractive shareholder remuneration policy

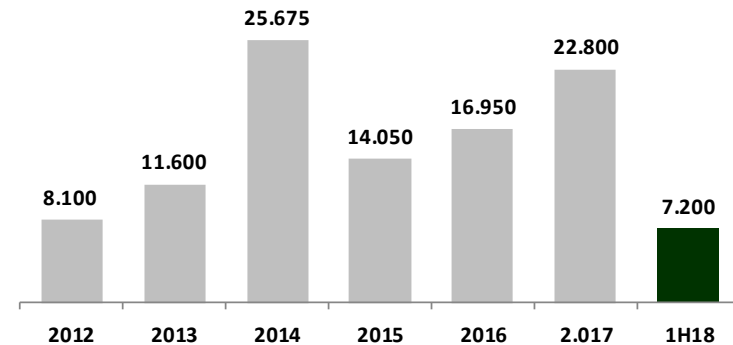
Net cash position *



Figures in thousands of euros

(2) This does not include the €4m pending repayment by the Spanish Tax Authority.

Dividends



Figures in thousands of euros

Note 1: Data from 2012, 2013 and 2014 include SAS Naturhouse in all periods

□ Our net cash position at the end of 1H18 stands at €15.7m, despite awaiting the repayment of €4m from the Spanish Tax Authority and paying out €7.2m in dividends on 7 May.

□ The payment of an interim dividend of €0.17/share has been agreed and it will be paid on 14 September. This places our dividend yield, based on the share's closing price on 30 June 2018, at 4.75%.

(1) Definition of Net Cash position: *cash and equivalents – current debt – non-current debt*

(3) Based on Naturhouse's closing price on 30 June 2018 (€3.58/share).

	2017	1H18
Intangible assets	1.687	1.585
Property, plant & equipment	5.035	4.503
Non current financial assets	1.038	875
Investment in associated companies	3.136	3.168
Deferred tax assets	324	218
Non current Assets	11.220	10.349
Inventories	4.449	4.424
Trade receivables	4.373	7.173
Current tax assets	9.373	5.852
Other current assets (anticipated spendings)	1.095	1.002
investment in related companies	1	3
Cash & equivalents	8.326	18.705
Current assets	27.617	55.864
TOTAL ASSETS	38.837	66.213
Equity	24.503	27.879
Non current provisions	1.143	973
Non current borrowings	3.080	2.998
Long term accrued expenses	362	323
Non current liabilities	4.585	4.294
Current borrowings	55	40
Suppliers	4.790	5.780
Suppliers related companies	3.560	0
Current tax liabilities and other payables	1.344	3.828
Current liabilities	9.749	15.335
TOTAL LIABILITIES	38.837	47.508

In Thousands of euros

We are focusing on growth, discipline in terms of our spending and the goal of maintaining our leading position in the Spanish Stock Exchange in terms of our dividend policy

☐ Main markets

- ✓ Main focus on sales growth.
- ✓ A commitment to products that are not necessarily linked to weight loss, thus allowing us to attract new customer profiles and increase the average sale amount.
- ✓ Directly-operated stores will be transferred to franchises, especially in Spain and Portugal.
- ✓ Directly-operated stores will be opened in locations where Naturhouse is not yet present.
- ✓ Advertising campaigns aimed at capturing a more diverse range of customers.
- ✓ Promotion of continuous training for our franchisees and staff in directly-operated stores.

☐ New markets

- ✓ Addition of new countries through master franchise contracts.
- ✓ We continue to be committed to an integrated model of stores and online sales in the US and the UK, where initial online testing is performing better than expected. Given this success, the Group plans to spend more resources, with the aim of gradually adapting to new technologies. This will mean we can advance more quickly in developing the two markets.

☐ We will maintain the strength of our balance sheet and our considerable cash generating ability.

Material facts for the period

- ❑ 23 February 2018: Final dividend 2017
- ❑ 23 February 2018: Annual Corporate Governance Report
- ❑ 23 February 2018: Board Members' Compensation Report
- ❑ 23 February 2018: Corporate Social Responsibility Report
- ❑ 23 February 2018: 2017 Results
- ❑ 15 March 2018: Call for the General Shareholders' Meeting 2018
- ❑ 20 April 2018: Result of the votes on the proposals from the General Shareholders' Meeting 2018
- ❑ 23 April 2018: Termination of contract with managing director, France
- ❑ 30 April 2018: Ignacio Bayon, new Chair of the Audit Committee

Material facts after the period

- ❑ 23 July 2018: Interim dividend
- ❑ 23 July 2018: Appointment of new managing director in France



CONTACT

María Pardo Martinez
Investor Relations Manager
Tel: +34 914323953
Email: accionista@naturhouse.com